



lumini Solucoes em Iluminacao LTDA  
www.lumini.com.br  
Email:laboratorio@lumini.com.br  
Tel:+55 11 3437-5555 Fax:+55 11 3437-5555  
Address:Rua Ferreira Viana, 716 - Socorro - São Paulo/SP

---

## lumini

---

LumCAT:

Luminaire: micro concentra 8 e fc

LampCAT: modulo led 8W 30K irc 90

Ballast type: LED driver 700mA

Report No:

Voltage(V): 127.7700

Test No:

Current(A): 0.0770

Number of Lamps: 1

Power (W): 9.4050

Lamp flux(lm): 776.0

PF: 0.9610

Length(mm): 53

Width(mm): 15

Phm Type: C

Height(mm): 0

---

## Photometric Results

---

Lumens(lm): 194.58, Efficiency(%): 25.07% , Luminous Efficacy(lm/W): 20.69

Central intensity(cd): 851.076, Maximum intensity(cd): 851.076

Angle of maximum intensity: C=0.0  $\gamma$ =0.0

Beam angle of C0 plane : 24.73

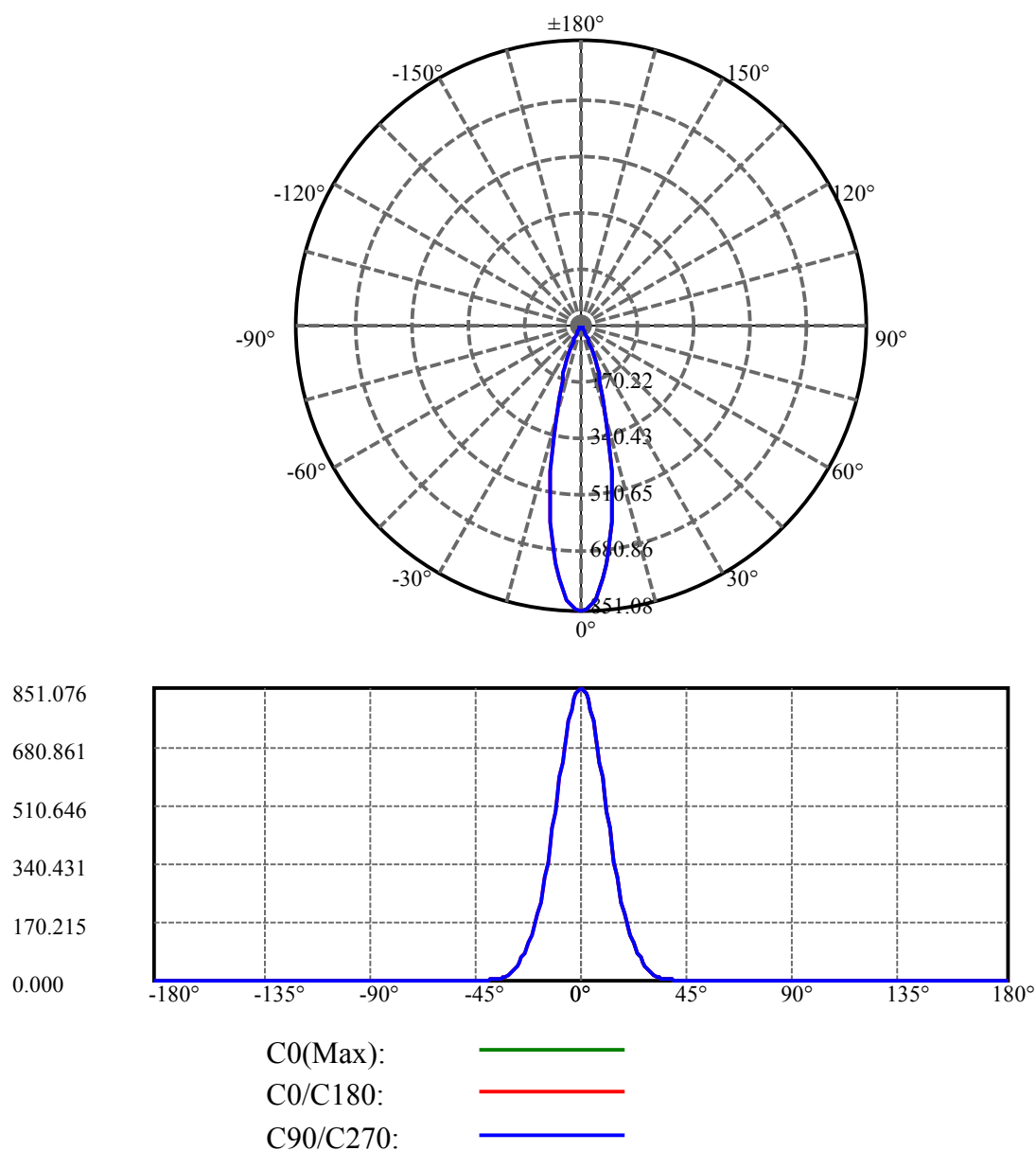
Aveage BeamAngle(IEC 61341):24.73

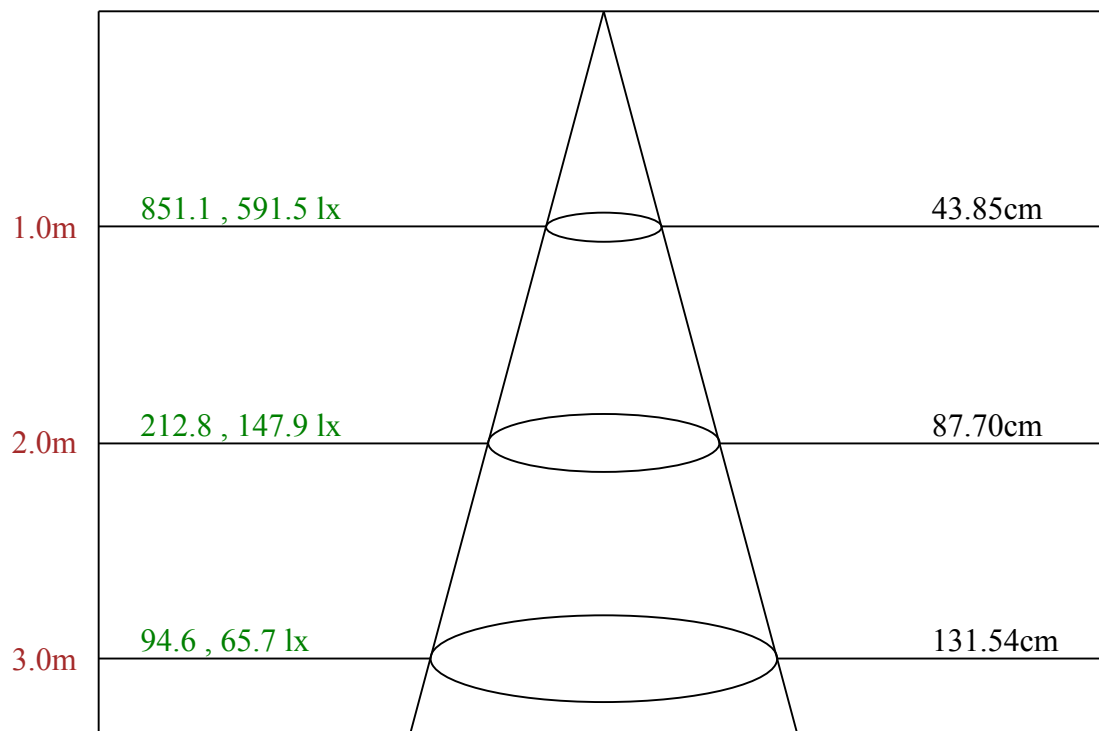
---

Equipment: equipamento lumini  
Temperature(°C): 25.5

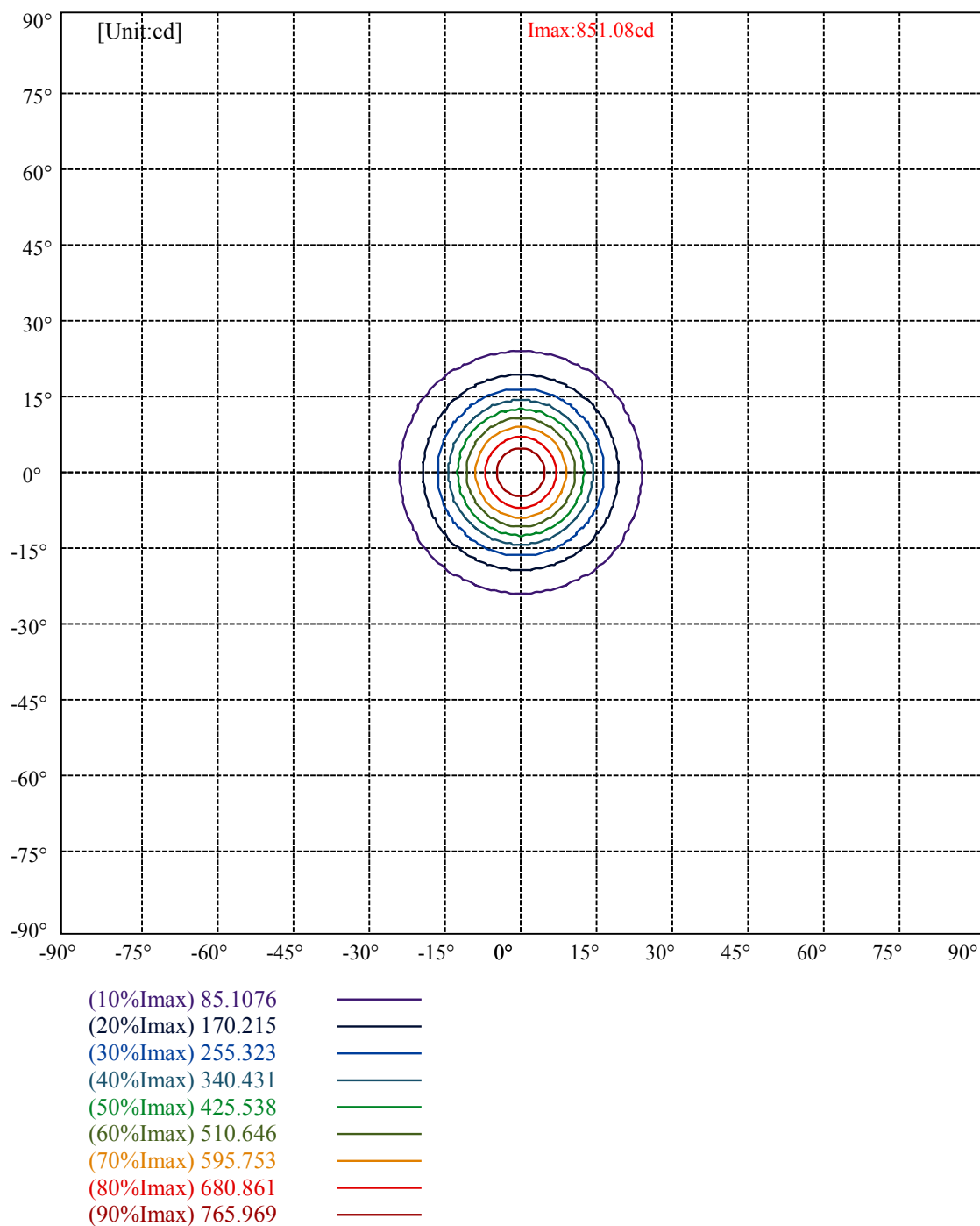
Date: 27/03/2025  
Humidity(%): 60.0%

Operator: 01  
Distance(m): 6.90





Max , Ave      Beam angle of C0 plane 24.73



# lumini

## Luminance Limiting Curve(no luminous side)

Appendix Page: 5 Total:6

Luminance Table

$\gamma$	45	50	55	60	65	70	75	80	85
C0	3726	3564	3132	2815	2622	2583	3037	4483	9018
C45	3726	3564	3132	2815	2622	2583	3037	4483	9018
C90	3726	3564	3132	2815	2622	2583	3037	4483	9018

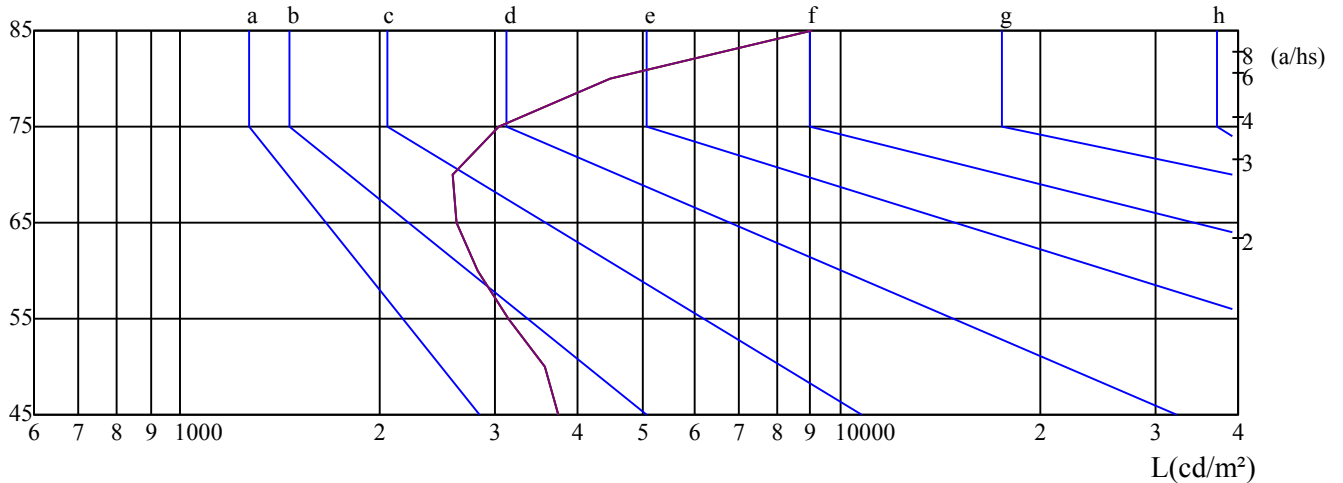
L(Hor)(65)	L(Ver)(65)	L45(65)	L(Hor)(75)	L(Ver)(75)	L45(75)	L(Hor)(85)	L(Ver)(85)	L45(85)
2622	2622	2622	3037	3037	3037	9018	9018	9018

Glare Table

Glare	Quality	Service Values Illuminance(lx)							
1.15	A	2000	1000	500	$\leq 300$				
1.5	B		2000	1000	500	$\leq 300$			
1.85	C			2000	1000	500	$\leq 300$		
2.2	D				2000	1000	500	$\leq 300$	
2.55	E					2000	1000	500	$\leq 300$
		a	b	c	d	e	f	g	h

Luminance Limiting Curve

$\gamma(^{\circ})$



C0 ———

C45 ———

C90 ———

Equipment: equipamento lumini  
Temperature( $^{\circ}$ C): 25.5

Date: 27/03/2025  
Humidity(%): 60.0%

Operator: 01  
Distance(m): 6.90

Illumination assessment according UGR											
Rf of Ceiling	70	70	50	50	30	70	70	50	50	30	
Rf of Wall	50	30	50	30	30	50	30	50	30	30	
Rf of Floor	20	20	20	20	20	20	20	20	20	20	
Room dimensions		Viewed crosswise					Viewed endwise				
X	Y										
2H	2H	7.16	8.05	7.56	8.41	8.78	6.67	7.57	7.08	7.93	8.30
	3H	8.13	8.93	8.56	9.31	9.71	7.72	8.52	8.15	8.91	9.31
	4H	8.78	9.52	9.22	9.92	10.34	8.46	9.20	8.90	9.60	10.02
	6H	9.82	10.50	10.28	10.92	11.37	9.60	10.27	10.06	10.69	11.14
	8H	10.54	11.18	11.00	11.61	12.07	10.36	11.00	10.82	11.43	11.89
	12H	11.46	12.07	11.93	12.51	12.98	11.33	11.94	11.80	12.38	12.85
4H	2H	7.39	8.13	7.83	8.52	8.95	6.98	7.72	7.42	8.12	8.54
	3H	8.60	9.23	9.07	9.66	10.13	8.28	8.91	8.75	9.35	9.81
	4H	9.53	10.06	10.00	10.53	11.03	9.29	9.83	9.77	10.29	10.79
	6H	10.83	11.30	11.34	11.80	12.30	10.67	11.15	11.19	11.64	12.14
	8H	11.74	12.18	12.26	12.67	13.20	11.62	12.06	12.15	12.56	13.08
	12H	12.87	13.28	13.40	13.77	14.34	12.79	13.19	13.32	13.69	14.26
8H	4H	9.89	10.33	10.41	10.82	11.35	9.69	10.13	10.21	10.63	11.15
	6H	11.52	11.88	12.06	12.39	12.96	11.40	11.76	11.95	12.28	12.84
	8H	12.70	13.00	13.27	13.56	14.10	12.62	12.92	13.19	13.47	14.02
	12H	14.10	14.33	14.68	14.88	15.45	14.04	14.27	14.62	14.83	15.40
12H	4H	10.01	10.41	10.54	10.90	11.47	9.82	10.22	10.35	10.72	11.29
	6H	11.81	12.11	12.38	12.67	13.21	11.70	12.00	12.27	12.56	13.11
	8H	13.07	13.30	13.65	13.85	14.43	13.00	13.23	13.58	13.78	14.35
Variation with the observer position at spacings:											
S = 1.0H		1.8/-1.2					1.8/-1.2				
S = 1.5H		2.2/-1.0					2.2/-1.0				
S = 2.0H		2.5/-1.1					2.5/-1.1				
Standard tables:		BKBF					BKBF				
Uncorrected UGR		-3.5					-3.5				

依据CIE Publ. 117 计算 UGR, S/H = 0.25